



Chapitre quatre

Introduction aux logiciels de gestion bibliographique

Comment choisir son logiciel

- **Coût**
- Fonctions de **récupération** de références bibliographiques
- Fonctions **d'organisation** dans le logiciel
- Fonctions d'aide à la **rédaction**
- **Compatibilité** avec le navigateur et le système .
- **Outils collaboratifs** proposés

Brièvement



Zotéro



RefWorks



EndNote web + EndNote



Citeulike



CITAVI



ZOTERO



Caractéristiques

- Logiciel de **gestion de références** bibliographiques
- **open source**
- C'est une extension **gratuite** du navigateur Firefox.

Principales fonctions

1. Gestion d'une **base de données** de références bibliographiques avec possibilité de liens vers le texte intégral du document
2. **Importation** de références depuis
 - une base de données distante,
 - un catalogue de bibliothèque,
 - un site internet
3. **Aide** à la publication des travaux scientifiques (styles de citation)

Possibilités

1. **Collecter** : Pdfs, images, audios, vidéos, dans la bibliothèque personnelle, par simple clic
2. Création d'un **compte en ligne** : permet de consulter sa bibliothèque depuis un autre ordinateur
2. Création d'un **groupe de travail en ligne** afin de partager des bibliographies.
3. **Exporter** sa bibliographie + la **sauvegarder**

Installation

Pour utiliser ce logiciel, il faut travailler avec le navigateur Firefox Aller sur le site de Zotero <http://www.zotero.org>

Cliquer sur DOWNLOAD Now



zotero Log In · Register
Upgrade Storage

Home Groups People Documentation Forums Get Involved Search support Search

Zotero [zoh-TAIR-oh] is a free, easy-to-use tool to help you collect, organize, cite, and share your research sources.

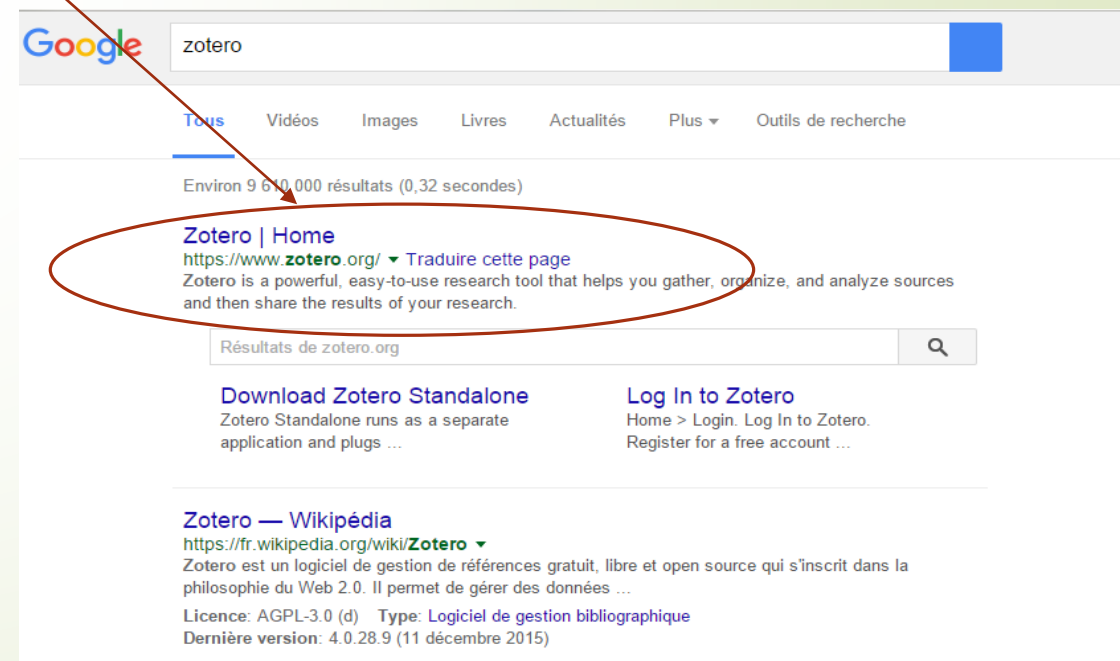
Download Now
Available for Mac, Windows, and Linux

Collect Organize Cite Sync Collaborate

Grab your research with a single click.

A personal research assistant.

Zotero is the only research tool that automatically senses content in your web browser, allowing you to add it to your personal library with a single click. Whether you're searching for a preprint on arXiv.org, a journal article from JSTOR, a news story from the *New York Times*, or a book from your university library catalog, Zotero has you covered with support for thousands of sites.



Google zotero

Tous Vidéos Images Livres Actualités Plus Outils de recherche

Environ 9 610 000 résultats (0,32 secondes)

Zotero | Home
<https://www.zotero.org/> Traduire cette page
Zotero is a powerful, easy-to-use research tool that helps you gather, organize, and analyze sources and then share the results of your research.

Résultats de zotero.org

Download Zotero Standalone
Zotero Standalone runs as a separate application and plugs ...

Log In to Zotero
Home > Login. Log In to Zotero.
Register for a free account ...

Zotero — Wikipédia
<https://fr.wikipedia.org/wiki/Zotero>
Zotero est un logiciel de gestion de références gratuit, libre et open source qui s'inscrit dans la philosophie du Web 2.0. Il permet de gérer des données ...
Licence: AGPL-3.0 (d) Type: Logiciel de gestion bibliographique
Dernière version: 4.0.28.9 (11 décembre 2015)

Clique sur Install zotero for Firefox

Redémarrer Firefox après l'installation.



Cette icône signifie que Zotero est installé et qu'il est en fonctionnement

Interface

The screenshot shows a library management software interface. On the left, a sidebar displays a tree view of collections under 'Ma bibliothèque', including folders for 'Bacteries lactiques', 'Biotechnologies végétales', 'Conflits d'usages', 'Publis ec', 'Types de publications', and 'Corbeille'. Below this, there are search filters and a checkbox for 'Afficher tous les marqueurs de cette bibliothèque'. The main central pane shows a list of bibliographic references with columns for 'Titre', 'Créateur', and 'T...'. The first entry is selected. On the right, a detailed view of the selected entry is shown, including fields for 'Type de document', 'Titre', 'Auteur', 'Résumé', 'Publication', 'Volume', 'Numéro', 'Pages', 'Date', and 'Collection'. Three red callout boxes with white numbers 1, 2, and 3 are overlaid on the interface. Callout 1 points to the search filters at the bottom left. Callout 2 points to the selected entry in the list. Callout 3 points to the detailed description of the selected entry.

L'ensemble des références bibliographiques constituent la **bibliothèque**, elle-même constituée de **collections**

Liste des références bibliographiques présents dans la bibliothèque ou les collections

Description bibliographique de la référence sélectionné

Gérer ses références

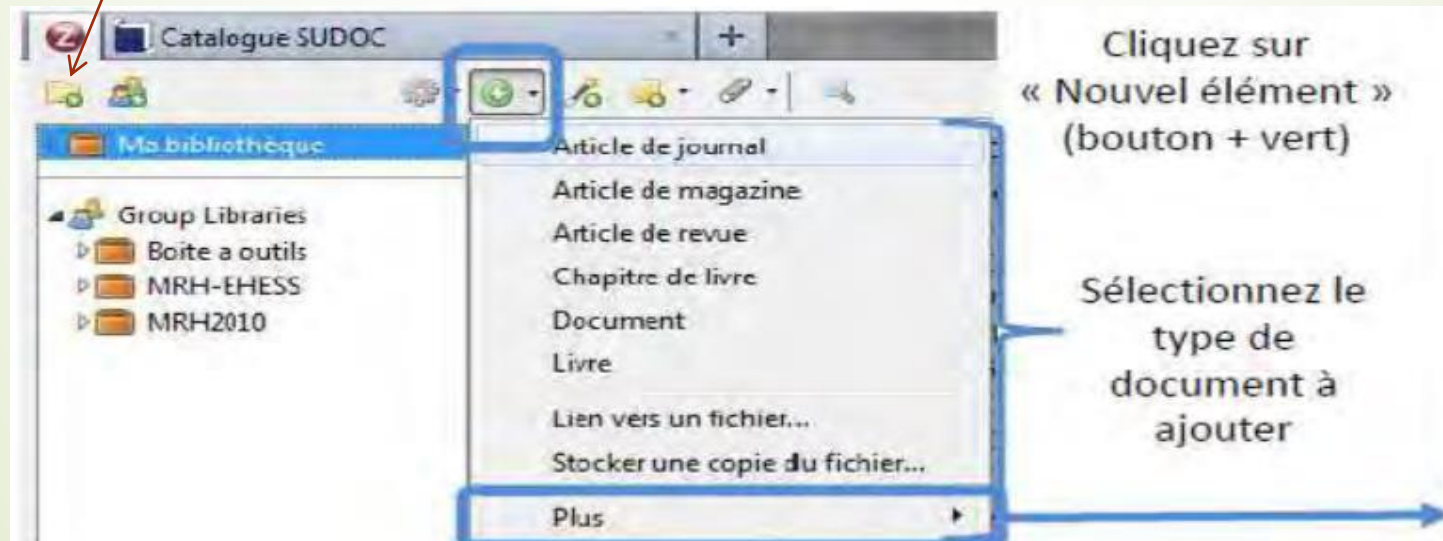
1. Créer une collection

Cliquer sur




Donner un nom à la collection

2. Créer une référence bibliographique manuellement:



- Affaire
- Article de conférence
- Article d'encyclopédie
- Audience
- Baladodiffusion (Podcast)
- Billet de blog
- Brevet
- Carte
- Courriel
- Émission de radio
- Émission de TV
- Enregistrement audio
- Enregistrement vidéo
- Entrée de dictionnaire
- Film
- Illustration
- Interview
- Lettre
- Manuscrit
- Message de forum
- Message instantané
- Présentation
- Programme informatique
- Projet/proposition de loi
- Rapport
- Thèse

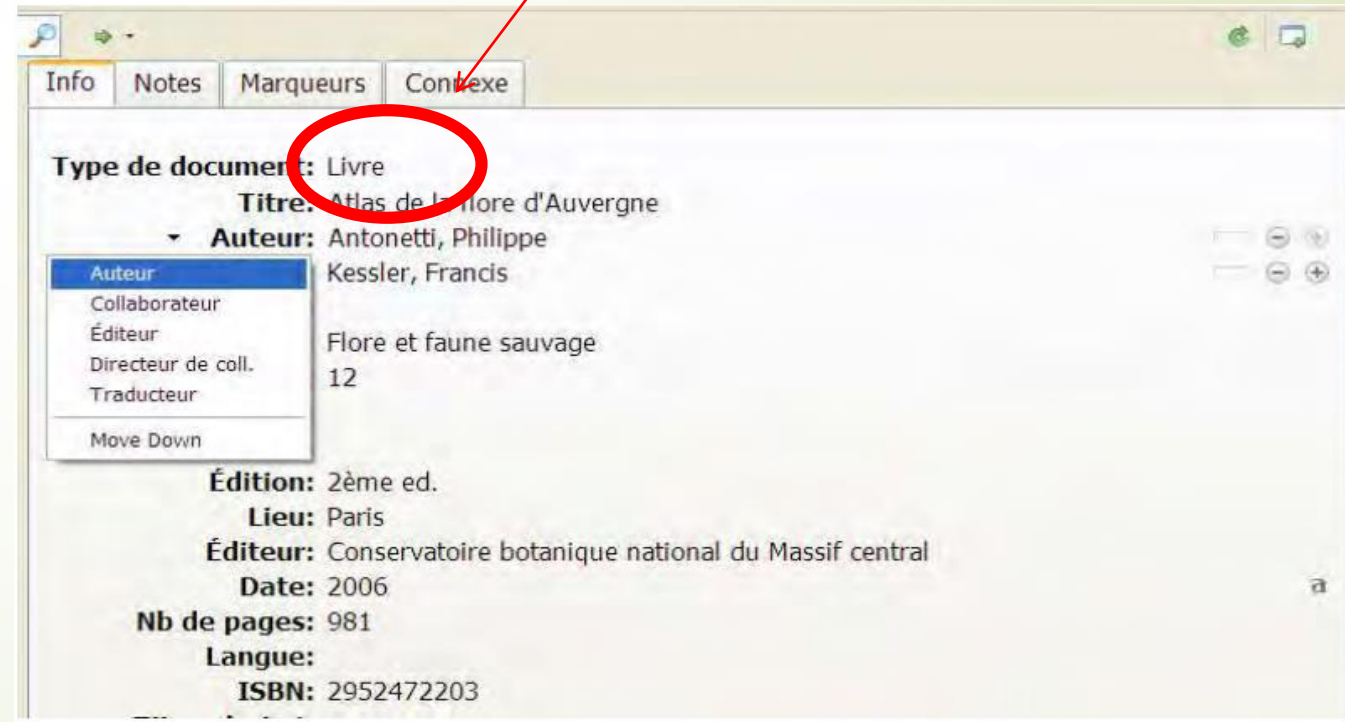
Si vous trouvez pas le type de document correspondant a celui que vous ajoutez cliquer sur (plus) pour afficher des possibilités supplémentaires

3. Cliquer sur l'icône 

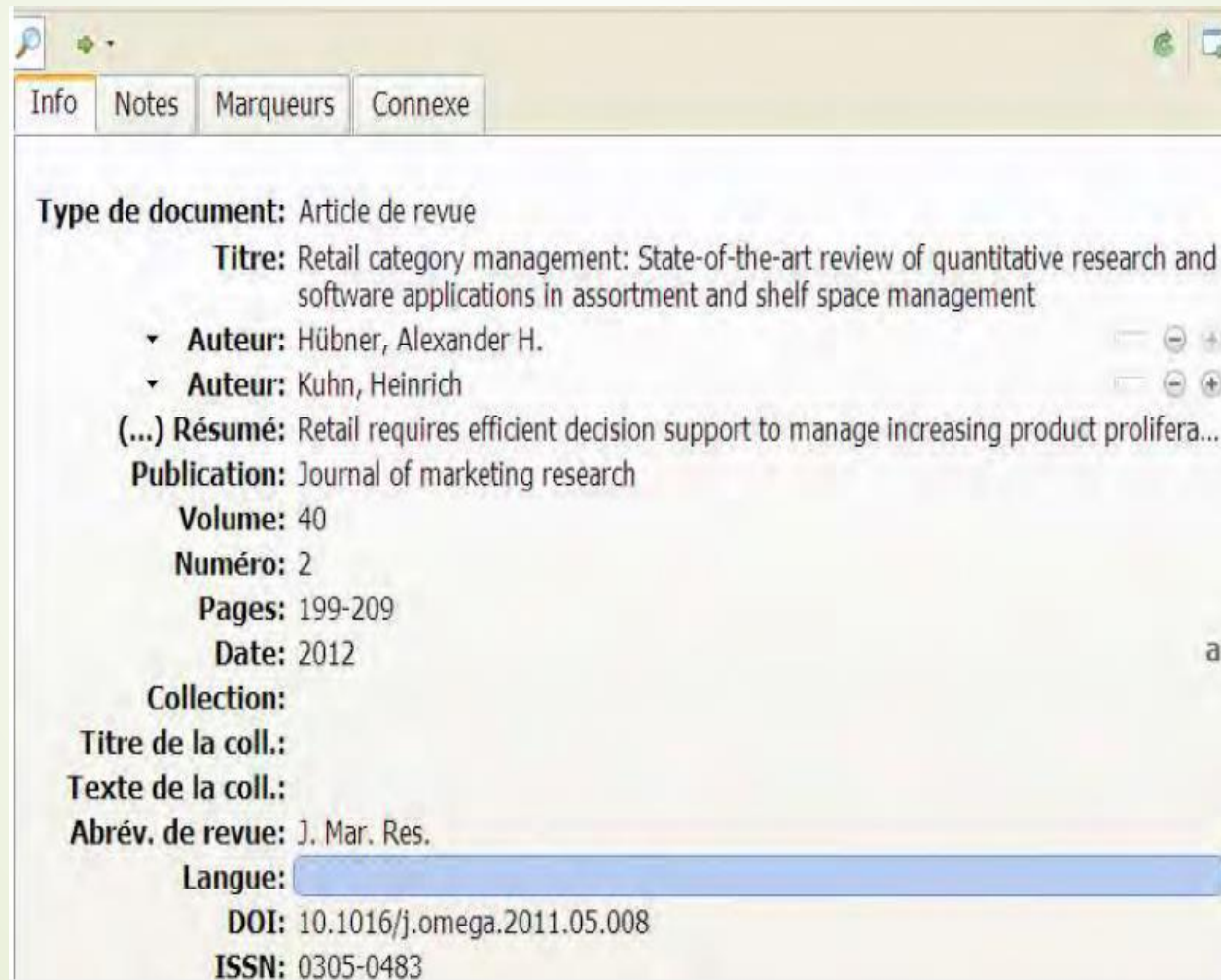
4. Sélectionner le support du document par exemple **Livre**

5. Renseigner les champs concernés de la zone Info,

Pour chaque type de fichier
Un info spéciale



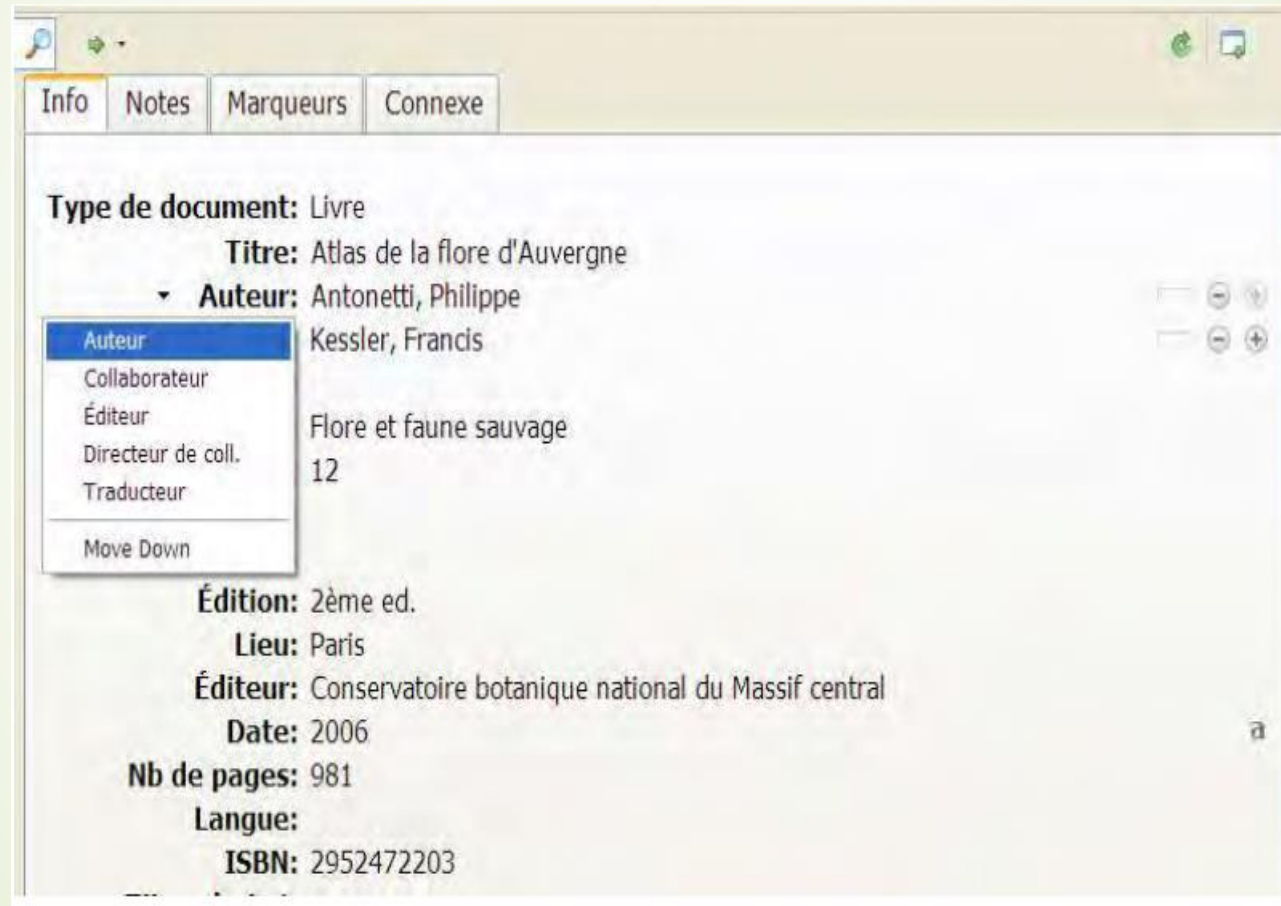
Article de revue : à utiliser pour les revues techniques et scientifiques



The image shows a screenshot of a document metadata form. The form has a title bar with a search icon and a window control icon. Below the title bar are four tabs: 'Info', 'Notes', 'Marqueurs', and 'Connexe'. The main content area contains the following fields:


- Type de document:** Article de revue
- Titre:** Retail category management: State-of-the-art review of quantitative research and software applications in assortment and shelf space management
- Auteur:** Hübner, Alexander H. (with expand/collapse icons)
- Auteur:** Kuhn, Heinrich (with expand/collapse icons)
- (...) Résumé:** Retail requires efficient decision support to manage increasing product prolifera...
- Publication:** Journal of marketing research
- Volume:** 40
- Numéro:** 2
- Pages:** 199-209
- Date:** 2012 (with a small 'a' icon to the right)
- Collection:**
- Titre de la coll.:**
- Texte de la coll.:**
- Abrév. de revue:** J. Mar. Res.
- Lingue:** (with a blue selection bar)
- DOI:** 10.1016/j.omega.2011.05.008
- ISSN:** 0305-0483

Rapport: Vous pourrez saisir les rapports en utilisant le type « Livre »



Page web ou site web

Zotero permet une capture automatique des pages web.

1. Ouvrir une page Internet avec Mozilla firefox
2. Dans Zotero ouvrir ou créer une collection.
3. Cliquer sur l'icône  Créer un nouvel élément à partir de la page courante



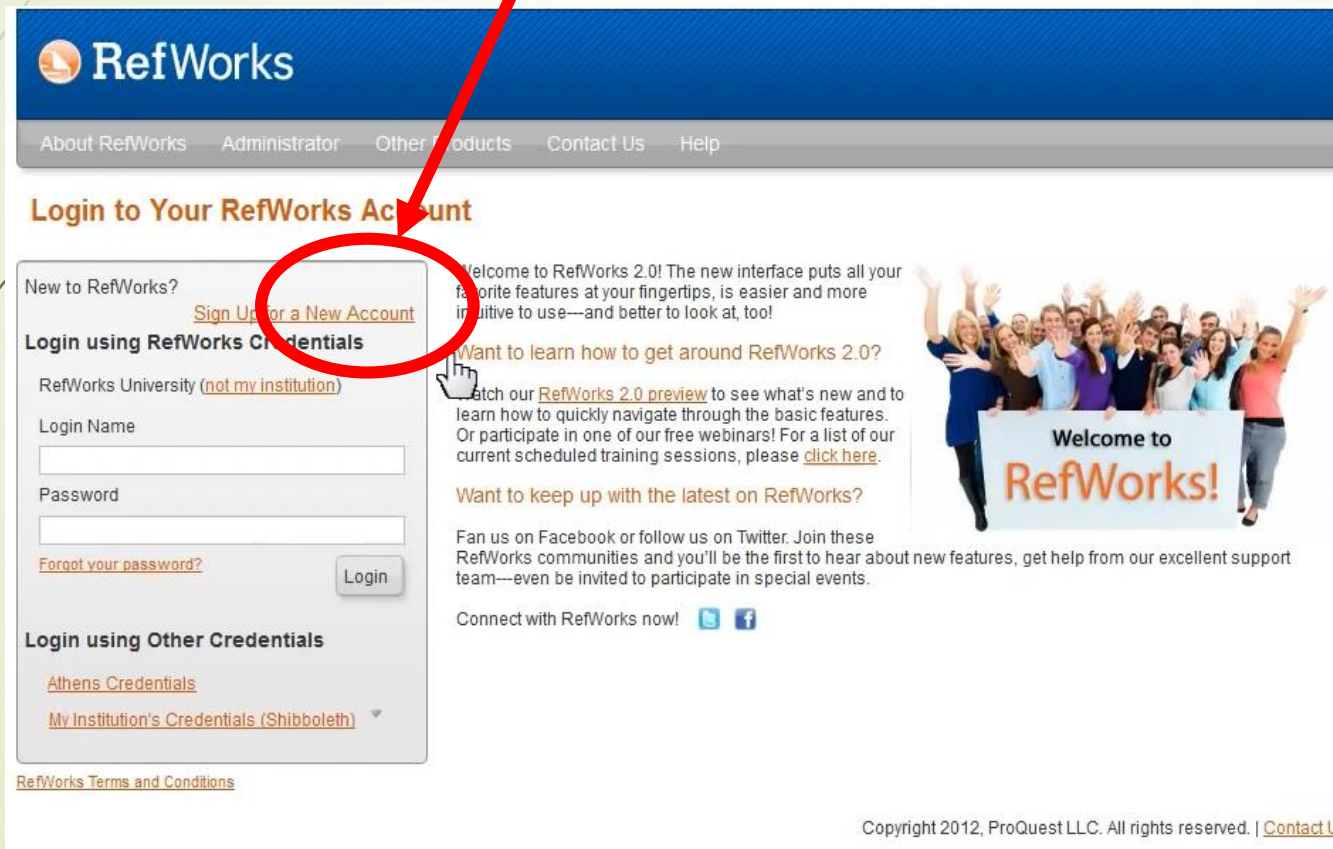
RefWorks



Caractéristiques

1. Logiciel de **gestion** bibliographique
2. Utilisation **en ligne** (gratuit propriétaire)
3. Possibilité de **Convention** avec universités et institutions de recherche

Créer un compte



RefWorks

[About RefWorks](#) [Administrator](#) [Other Products](#) [Contact Us](#) [Help](#)

Login to Your RefWorks Account

New to RefWorks?
[Sign Up for a New Account](#)

Login using RefWorks Credentials

RefWorks University ([not my institution](#))

Login Name

Password

[Forgot your password?](#)

Login using Other Credentials

[Athens Credentials](#)

[My Institution's Credentials \(Shibboleth\)](#)


[RefWorks Terms and Conditions](#)

Welcome to RefWorks 2.0! The new interface puts all your favorite features at your fingertips, is easier and more intuitive to use—and better to look at, too!

Want to learn how to get around RefWorks 2.0?
Watch our [RefWorks 2.0 preview](#) to see what's new and to learn how to quickly navigate through the basic features. Or participate in one of our free webinars! For a list of our current scheduled training sessions, please [click here](#).

Want to keep up with the latest on RefWorks?
Fan us on Facebook or follow us on Twitter. Join these RefWorks communities and you'll be the first to hear about new features, get help from our excellent support team—even be invited to participate in special events.

Connect with RefWorks now! [t](#) [f](#)



Copyright 2012, ProQuest LLC. All rights reserved. | [Contact Us](#)

Ouvrir et nommer un dossier

1. ouvrir un dossier

2. Nommer le dossier

Ex:
Last Imported

The screenshot displays the RefWorks web interface. At the top, the 'RefWorks' logo is on the left, and 'RefWorks University Welcome, RefWorks User.' is on the right. Below the logo is a navigation bar with 'References', 'View', 'Search', 'Bibliography', 'Tools', and 'Help'. A search bar is on the right of this bar. Below the navigation bar, there are buttons for 'New Folder', 'Create Bibliography', and 'New Reference'. The 'New Folder' button is circled in red, with a red arrow pointing to it from the text '1. ouvrir un dossier'. Below these buttons, the breadcrumb path 'References > Last Imported' is shown, with 'Last Imported' circled in red and a red arrow pointing to it from the text '2. Nommer le dossier'. The main content area shows a list of references. The first reference (Ref ID 428) is selected, and its details are displayed below. The 'Folders' field for this reference is set to '.../Delmonico;Last Imported;'. The second reference (Ref ID 429) is also shown below it. On the right side of the interface, there is a sidebar with sections for 'Resources', 'Folders', and 'Quick Access'. The 'Folders' section lists 'My List', 'Last Imported (2)', 'Blood Thinners (26)', and 'Documents (0)'. The 'Quick Access' section includes 'Advanced Search', 'Import', 'Export', 'Create Bibliography', 'Delete References', 'Print References', 'Output Style Manager', and 'Customize'.

Importer des références

1. Entrer le
termes de
recherche

2. Voir liste
de résultats

The screenshot shows a ProQuest search interface. At the top, it indicates 'You are searching: 128 databases'. The search bar contains the text 'organ donation', which is circled in red. Below the search bar, there are options for 'Full text' and 'Peer reviewed'. The results section shows '40 Results*' and a list of 'Suggested subjects'. The first result is titled 'Organ Transplantation 1: A call for government accountability to achieve national self-sufficiency in organ donation and transplantation' by Delmonico, Francis L; Domínguez-Gil, Beatriz; Matesanz, Rafael; Noel, Luc. The second result is 'Improving the rates of cadaver organ donation in a tertiary care transplant centre: A role for medical students and ancillary staff' by Patwardhan, S; Kulkarni, G. On the right side, there is a sidebar for sorting and filtering results, including options like 'Sort results by: Relevance', 'Narrow results by: [Clear all]', 'Source type', 'Publication title', 'Document type', 'Subject', and 'Classification'.

Accès à ta base de données personnelle

1. All references

2. Sélectionner sur liste de résultats

The screenshot displays the RefWorks University web interface. At the top, there is a navigation bar with 'References', 'View', 'Search', 'Bibliography', 'Tools', and 'Help'. A search box is located on the right. Below the navigation bar, there are buttons for 'New Folder', 'Create Bibliography', and 'New Reference'. The 'References > All References' menu item is circled in red. Below this, there is a toolbar with options for 'Selected', 'Page', and 'All in List', along with icons for folder operations and a 'Sort by' dropdown set to 'Authors, Primary'. The main content area shows a list of references. A red arrow points to the first entry:

Ref ID 444 Journal Article Reference 1 of 15

Authors [Barr, Jason](#); [Tassier, Troy](#)

Title Endogenous Neighborhood Selection and the Attainment of Cooperation in a Spatial Prisoner's Dilemma Game

Source [Computational Economics](#), 2010, 35, 3, 211-234, Springer Science & Business Media, Dordrecht, Netherlands, Dordrecht

[LINK to Full Text](#)

The interface also includes a sidebar on the right with sections for 'Resources' (Support Center, Webinars), 'Folders' (My List, Last Imported, Documents, ECON 423, Game Theory), 'Quick Access' (Advanced Search, Import, Export, Create Bibliography, Delete References, Print References, Output Style Manager, Customize), and 'Statistics'.

Utiliser l'outil Write-N-Cite

1. All references

2. Ouvrir Word

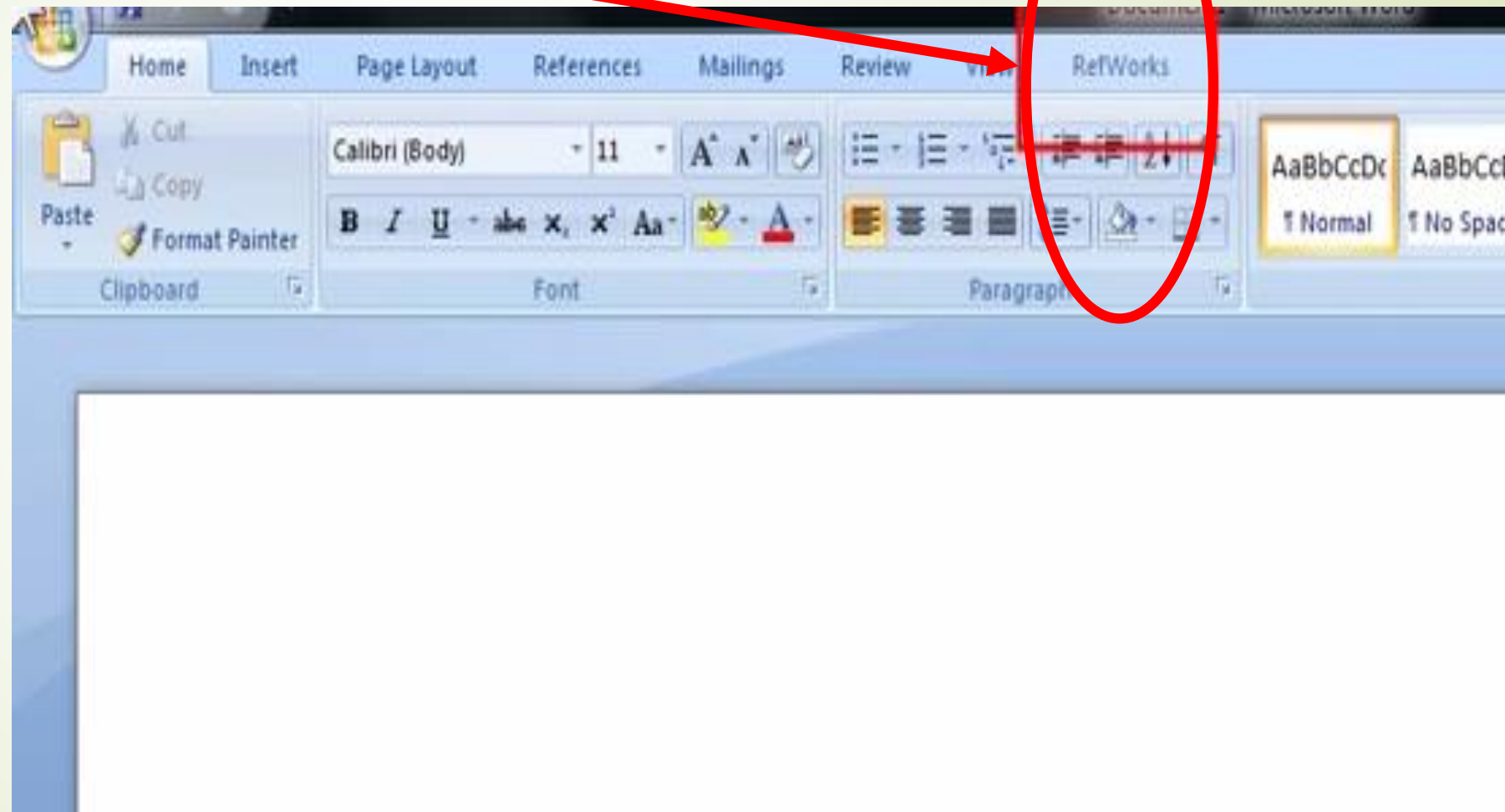
The screenshot shows the RefWorks web interface. At the top, there is a navigation bar with 'References', 'View', 'Search', 'Bibliography', 'Tools', and 'Help'. A search bar is on the right. Below the navigation bar are buttons for 'New Folder', 'Create Bibliography', and 'New Reference'. The 'References' menu is open, and 'All References' is highlighted with a red circle. A red arrow points from the text '1. All references' to this menu item. Below the menu, there are options for 'References to Use' (Selected, Page, All in List) and 'Sort by' (Authors, Primary). The main area displays a list of references:

Ref ID	Title	Source
444	Endogenous Neighborhood Selection and the Attainment of Cooperation in a Spatial Prisoner's Dilemma Game	Computational Economics, 2010, 35, 3, 211-234, Springer Science & Business Media, Dordrecht, Netherlands, Dordrecht
451	The impact of personality on behavior in five Prisoner's Dilemma games	Journal of Economic Psychology, 1999, 20, 3, 343-377, Elsevier Sequoia S.A., Amsterdam, Switzerland, Amsterdam
453	A prisoner's dilemma approach to entrepreneur-venture capitalist relationships	Academy of Management The Academy of Management Review, 1997, 22, 1, 142-176, Academy of Management, Briarcliff Manor, United States, Briarcliff Manor

Each reference entry includes a 'LINK to Full Text' button. On the right side of the interface, there are sections for 'Resources', 'Folders', 'Quick Access', and 'Statistics'.

Dans word automatiquement

1. Choix de la **norme** de présentation
2. **Citations** dans le texte
3. **Listes de références**
En fin de texte





EndNote Web

Interface

Onglets des menus : simple et clair

Zones 1 = La recherche + Toutes les références et les (sous) groupes

Zone 2 = Les références du « group » sélectionné

Aides

Welcome, Dan ISI Web of Knowledge™ | Log Out | Help

EndNote Web
provided by ISI Web of Knowledge™

My References Collect Organize Format Options

Show Getting Started Guide

Quick Search
Search for
in All My References
Search

My References
All My References (233)
Aids policy (0)
bird flu
Fuel Co
pted (3)
sea level
Stress (10)
[Unfiled] (101)
Quick List (0)
You have shared this group.

Groups shared by Others
Cormac McCarthy
edhinacea
Global Warming
global warming
stem cell
sushi

Stress

All Page Add to group... Copy to Quick List Delete Remove from List

Author	Year	Title	Edit
<input type="checkbox"/> Alberic, P.	1998	Oxidation of organic matter in a karstic hydrologic unit supplied through stream sinks (Loiret, France) Water Research ISI Web of Knowledge™ → Source Record, Related Records, Times Cited: 11 LINKS	Edit
<input type="checkbox"/> Arlenzo, M.	2001	Impact of land use and urban runoff on the contamination of the Sarno Edit River basin in southwestern italy Water Air and Soil Pollution ISI Web of Knowledge™ → Source Record, Related Records, Times Cited: 3 LINKS	Edit
<input type="checkbox"/> Baker, A.	2004	Measurement of protein-like fluorescence in river and waste water using a handheld spectrophotometer Water Res ISI Web of Knowledge™ → Source Record, Related Records, Times Cited: 0 LINKS	Edit
<input type="checkbox"/> Barham, P. J.	2006	Return to Robben Island of African Penguins that were rehabilitated, relocated or reared in captivity following the Treasure oil spill of 2000 Ostrich ISI Web of Knowledge™ → Source Record, Related Records, Times Cited: 0 LINKS	Edit
<input type="checkbox"/> Beck, M. B.	2005	Vulnerability of water quality in intensively developing urban	Edit

Possibilités positives

1. **Gestion de** liens et fichiers tous types(Pdfs, images, audios, vidéos)
2. **annotations** de PDFs
3. limité à **10 000 notices**

Inconvénients

1. recherche **simple** uniquement.
2. pas de **sauvegarde** des recherches.
3. Dédoublonage
4. travail **online**.
5. Travail en local **payant** avec EndNote
6. il peut être modifié ou **supprimé sans préavis**

.....



CITAVI

Caractéristiques

1. Logiciel de gestion bibliographique pour **MICROSOFT WINDOWS**
2. Editions:
 1. **Citavi free**: essai, **gratuit**, sans limite de tps, en local, 100 ref
 2. **Citavi for Windows**: **payant**, pr. entreprises et individuels +options
 3. **Citavi for DBServer**: : **payant** projets moyens et importants
pour institutions de recherche
3. Les **Citavi Pickers** sont installés automatiquement avec
(pour Firefox, Internet Explorer, Google Chrome, Adobe Acrobat
et Adobe Reader).

Interface

The screenshot displays the Citavi Reference Editor interface. The title bar reads "Information Literacy: Reference Editor - Citavi". The menu bar includes File, Edit, View, References, Citation, Lists, Tools, Window, and Help. The toolbar contains icons for adding references, retrieving by ISBN, online search, search, saving project bibliography, print, table, cite, and thought. The main window is titled "Lloyd 2005 – Information literacy" and has tabs for Overview, Reference, Content, Context, Quotations, and Tasks & locations. The left pane shows a list of references, with the selected entry being "Lloyd, Annemaree. Information literacy. Different contexts, different concepts, different truths? 2005 – Journal Article". The right pane shows the details for this reference, including the author, title, subtitle, title supplement, collaborators, periodical, volume, year, issue number, page range, URL in online journal, online since, and access date. A preview pane on the far right provides instructions for entering names and rejecting suggestions.

Information Literacy: Reference Editor - Citavi

File Edit View References Citation Lists Tools Window Help

+ Reference Retrieve by ISBN Online search Search Save project bibliography Print Table Cite Thought

References Knowledge Tasks Lloyd 2005 – Information literacy

Go to... (Ctrl+E)

Select by:

Lehmann, Kai; Schetsche, Michael (Eds.)
Die Google-Gesellschaft. Wissen im 21. Jahrhundert
2005 – Book, Edited

Lloyd, Annemaree
Information Literacy: The Meta-Competency of the K
2003 – Journal Article

Lloyd, Annemaree
Information literacy. Different contexts, different co
2005 – Journal Article

Lombard, Emmett
Pursuing information literacy. Roles and relationships
2010 – Book

Lux, Claudia; Sühl-Strohmer, Wilfried; Fuhlrott, Rol
Teaching Library in Deutschland. Vermittlung von Info
2004 – Book, Edited

Mangold, Roland; Vorderer, Peter; Bente, Gary (Eds.)
Lehrbuch der Medienpsychologie
2004 – Book, Edited

Marcum, J. W.
Rethinking Information Literacy
2002 – Journal Article

Martin, Allan; Rader, Hannelore (Eds.)
Information and IT literacy
2004 – Book, Edited

96 references total 96 references shown 1 reference selected

Reference type: Journal Article

Author: Lloyd, Annemaree

Title: Information literacy

Subtitle: Different contexts, different concepts, different truths?

Title supplement:

Collaborators:

Periodical: Journal of Librarianship and Information Science

Volume: 37

Year: 2005

Issue number: 2

Page range: 82–88

URL in online journal:

Online since:

Access date: 29.09.2010

More fields...

Local file Internet address Find full text

[Web] dx.doi.org/10.1177/0961000605055355

[Web] jis.sagepub.com ... 541.full.pdf

Preview Quick Help

Author

When entering a name, please use the following format:
Last name, then a comma, then the first name(s):
Garcia Lorca, Federico

Separate multiple names with a semicolon:
Piaget, Jean; Shaw, George Bernard

Things become complicated with names like: Paul La Cour, Johannes Diderik van der Waals, Catherine II. Use the input form (F9 or click **Author**) and consult the **Citavi manual**.

You can right-click the name of an author to edit it or to go to other references by this person. You can also open the **list of persons and organizations**.

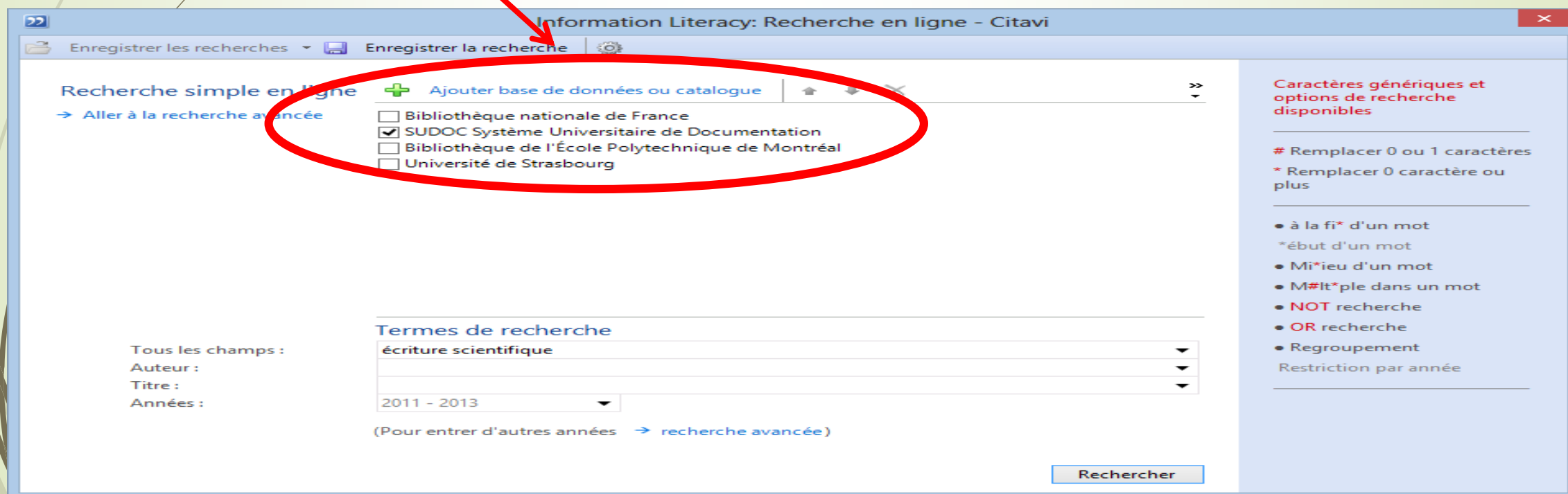
To reject a suggestion from the list of existing names, press **Esc**.

Citation style: Citavi Basis-Stil #13

Solo project

Lancez une recherche

Vous pouvez sélectionner plus d'un catalogue à la fois.



The screenshot shows a web application window titled "Information Literacy: Recherche en ligne - Citavi". The interface includes a search bar, a list of databases, and search filters. A red circle highlights the "Ajouter base de données ou catalogue" section, which contains the following options:

- Bibliothèque nationale de France
- SUDOC Système Universitaire de Documentation
- Bibliothèque de l'École Polytechnique de Montréal
- Université de Strasbourg

Below this list, there are search filters for "Termes de recherche" (set to "écriture scientifique"), "Auteur", "Titre", and "Années" (set to "2011 - 2013"). A "Rechercher" button is located at the bottom right. On the right side of the interface, there is a sidebar with "Caractères génériques et options de recherche disponibles" and a list of search options such as "à la fin d'un mot", "Mi*ieu d'un mot", and "Regroupement".



Tous les détails sur l'utilisation des logiciels de gestion bibliographique avec Word

Seront présentés par les étudiants au **SEMINAIRE**
et ceci va alimenter le débat.